



Patient Education

October 30th, 2019


NYU Non-Tuberculous Mycobacteria Program Research

Leopoldo N. Segal, MD, MS


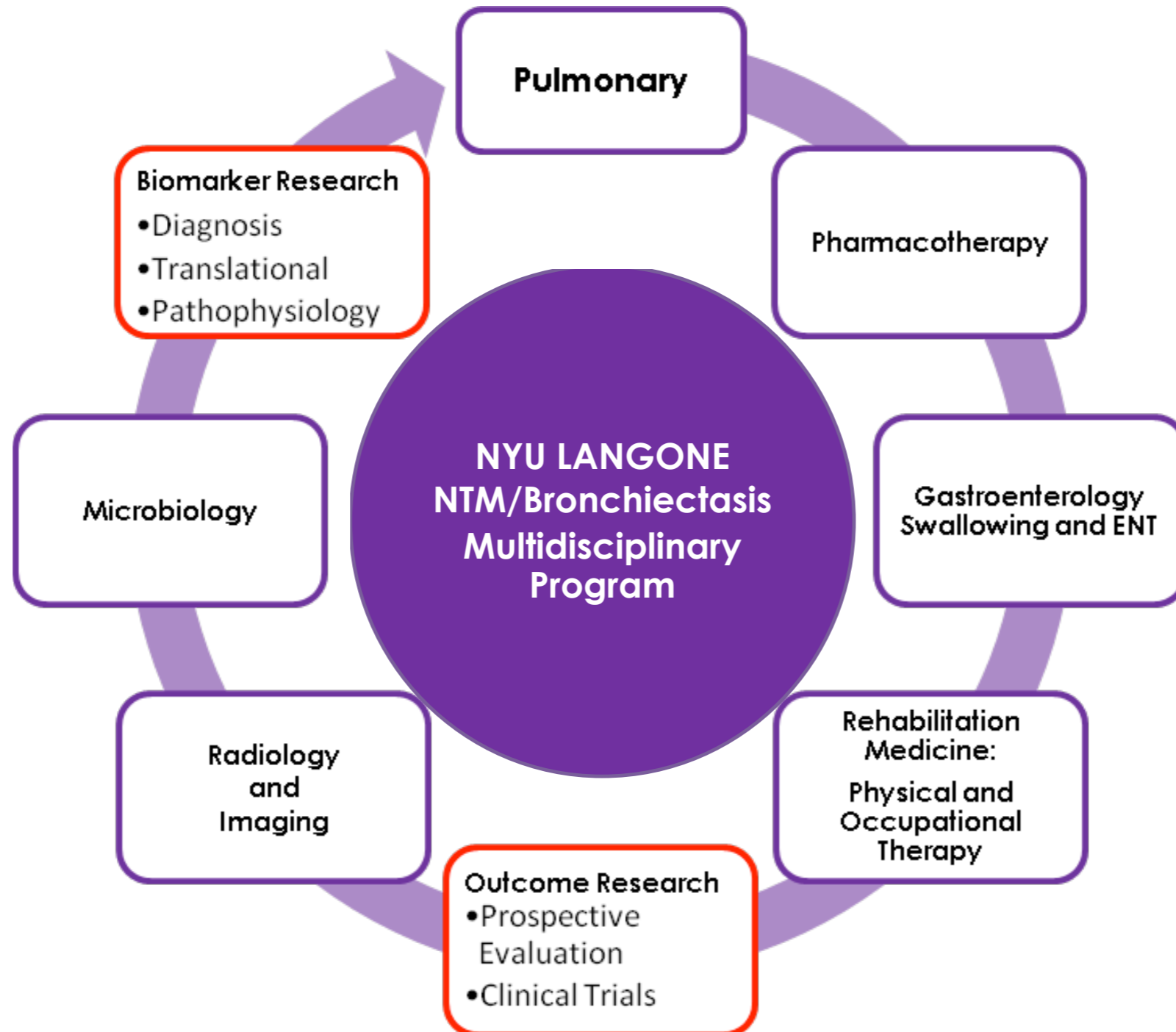
Division of Pulmonary and Critical Care Medicine




Program Co-Directors



Research Director



NYU NTM/Bronchiectasis Program



Stephanie Lau, MD



Amy Levinger, NP



Adrienne Scott, MS



Rosemary Schluger, RN



Ashley Drenkler, BSc



Emily Clementi, BSc



Marla Sagatelian, BSc

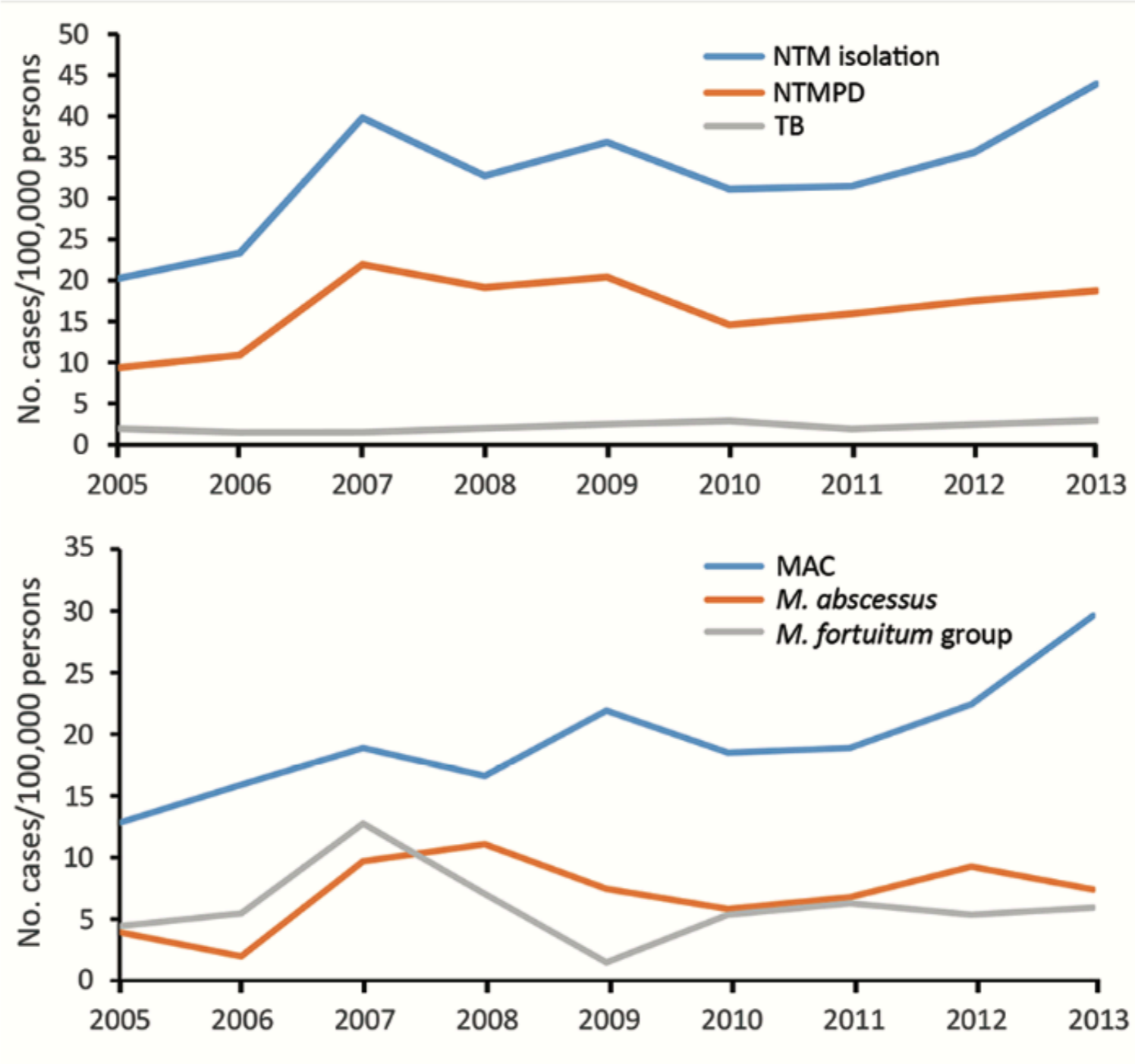


Danielle Harris

NYU NTM/Bronchiectasis Program (Segal Lab)



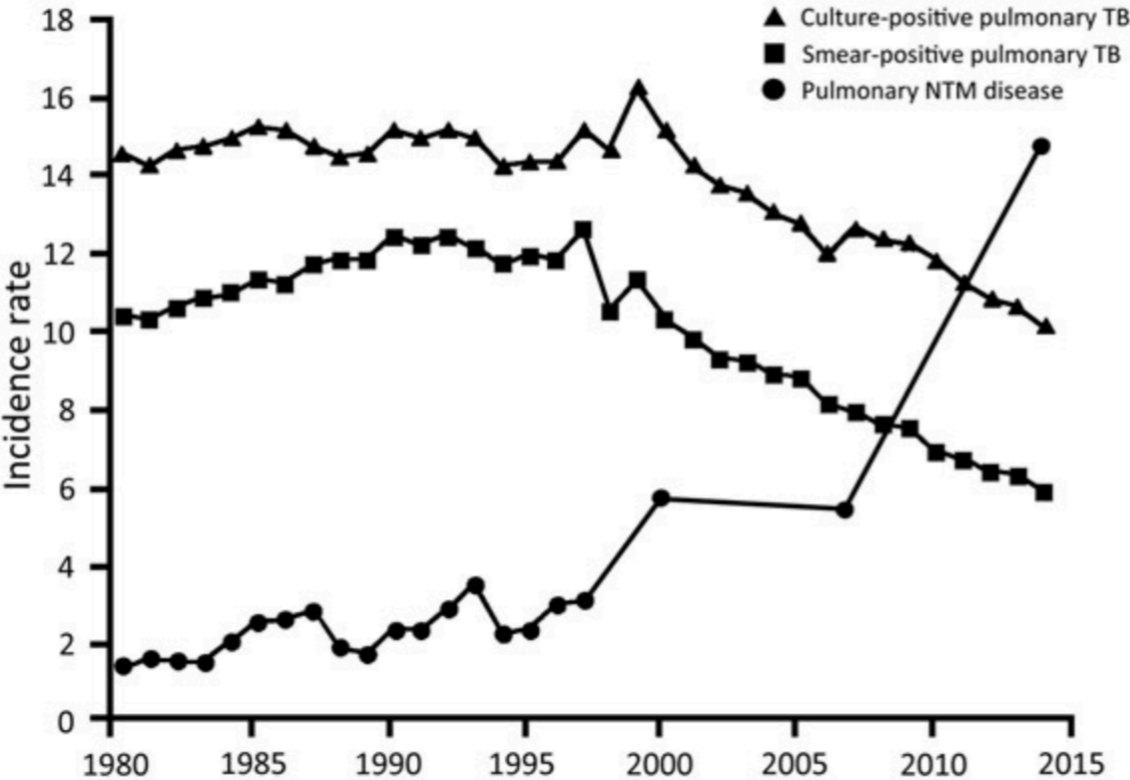
NTM bronchiectasis: Increasing problem in US



NTM bronchiectasis: Increasing problem Worldwide

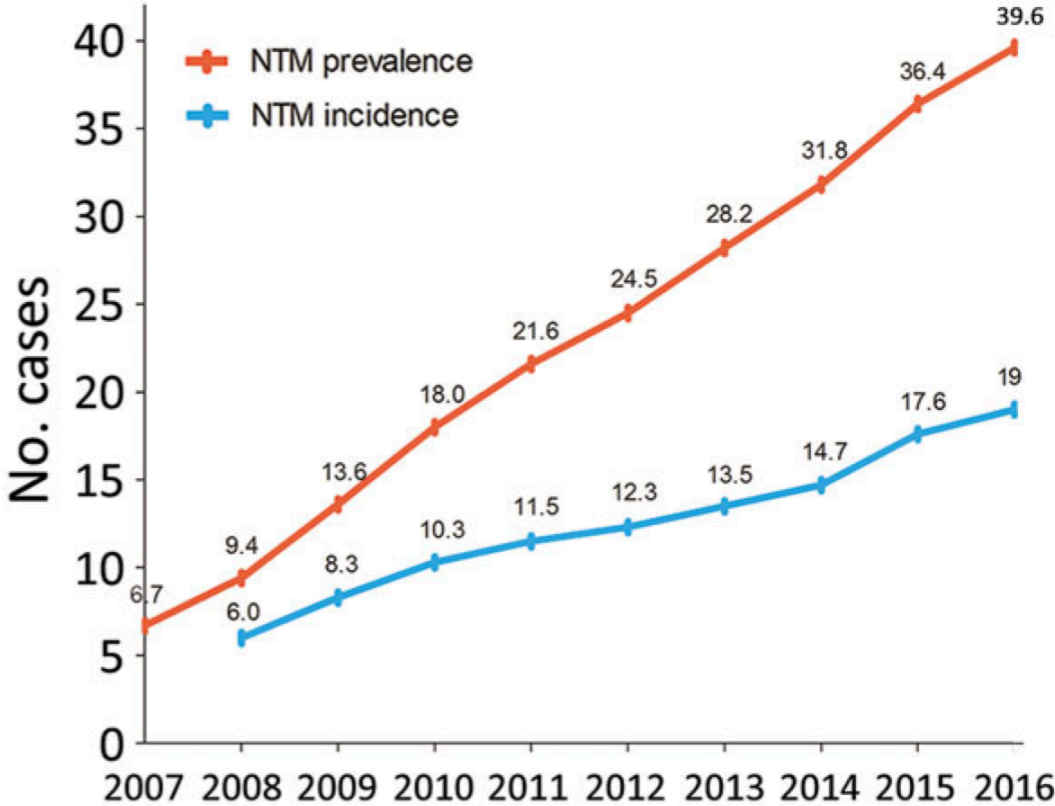
Japan

Figure



South Korea

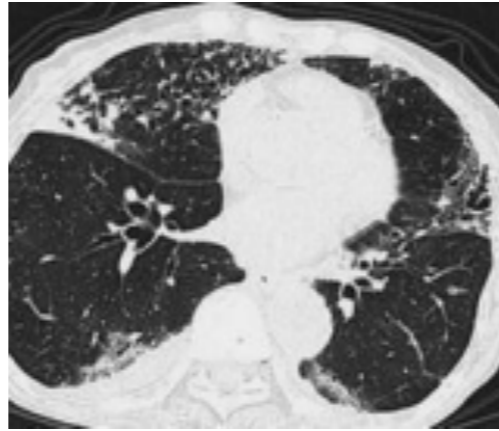
Figure 1






**Cough and
Sputum Production**

Diagnosis



**Structural Damage of the
Lung**



F/U and Prognosis



**Decline in Lung
Function**

Treatment

NYU Langone Lung & Airways Disease Registry



COPD360SOCIAL ABOUT US | WHAT IS COPD | LEARN MORE | TAKE ACTION | RESEARCH

HOME > RESEARCH > BRONCHIECTASIS RESEARCH REGISTRY > LEARN MORE

- COPD Patient-Powered Research Network +
- COPDGene™ Study +
- COPD Biomarker Qualification Consortium +
- Bronchiectasis Research Registry -
[Learn More](#)
- PELICAN +
- COPD and Pneumonia Study (CAP) +
- PArTNER +
- O2verlap +
- Other Studies +

Join Us on COPD360social

[Sign In to Participate](#)

Or [register](#) to become a member



"The online community provides a critical support system for me." Audrey, Rochester, MN

Join Audrey and many others on our online community.

[Click here to learn more about the Bronchiectasis and NTM Initiative](#)

Bronchiectasis and NTM Initiative

Bronchiectasis is a chronic lung disease that affects hundreds of thousands of people in the U.S. It is characterized by the widening of the small airways, which allows for the collection of mucus in the airways, and in turn causes recurring lung infections. Nontuberculous Mycobacterial (NTM) lung disease is common in individuals with Bronchiectasis. NTM are naturally occurring bacteria, some of which cause lung infections.

In an effort to meet the needs of the Bronchiectasis and NTM communities, the COPD Foundation has created the **BRONCHIECTASIS AND NTM INITIATIVE**, which comprises of BronchandNTM360social, educational information and materials, and research programs such as the Bronchiectasis and NTM Research Registry.

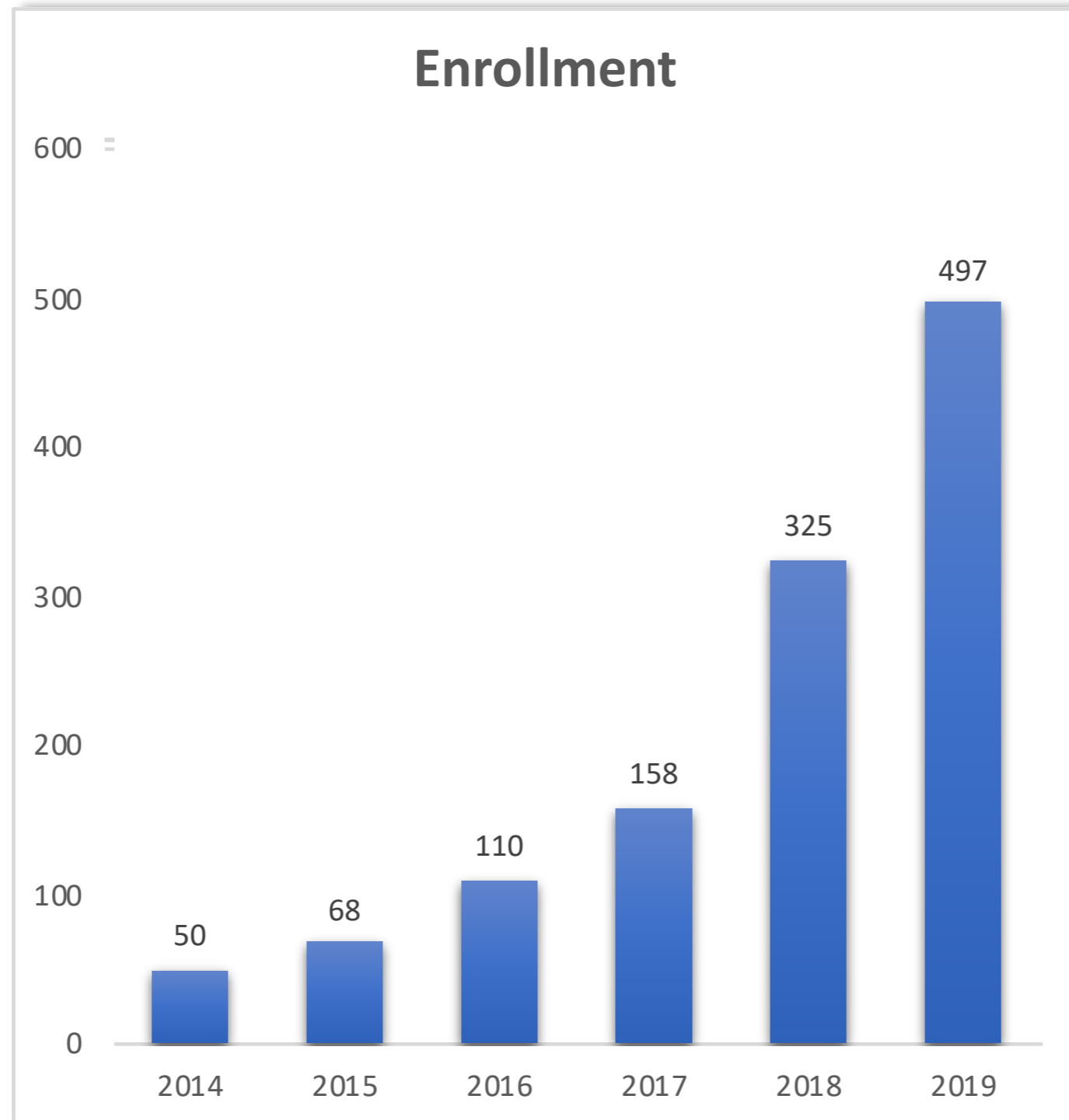
Click the orange links below to visit the pages specific to each program.

BRONCHANDNTM360SOCIAL is a global, online community for individuals affected by Bronchiectasis and NTM. It serves as an online home where community members can interact, ask questions, read and comment on blog posts, and more.

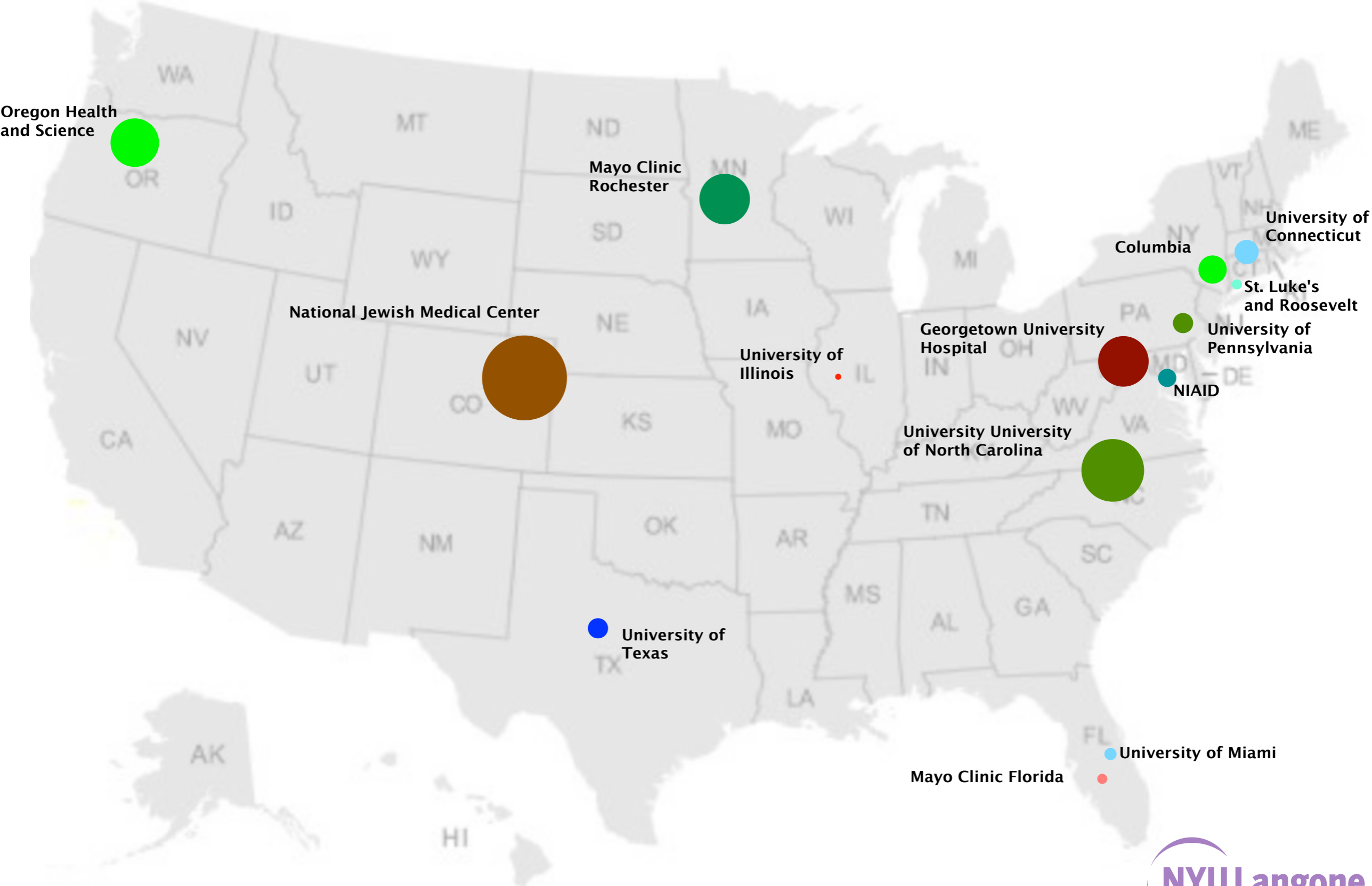
THE BRONCHIECTASIS AND NTM RESEARCH REGISTRY is a clinical registry of over 2,000 patients. The goal of the Registry is to support collaborative research and clinical trials

Visit WWW.BRONCHIECTASISANDNTMINITIATIVE.ORG to learn more about these excellent resources!

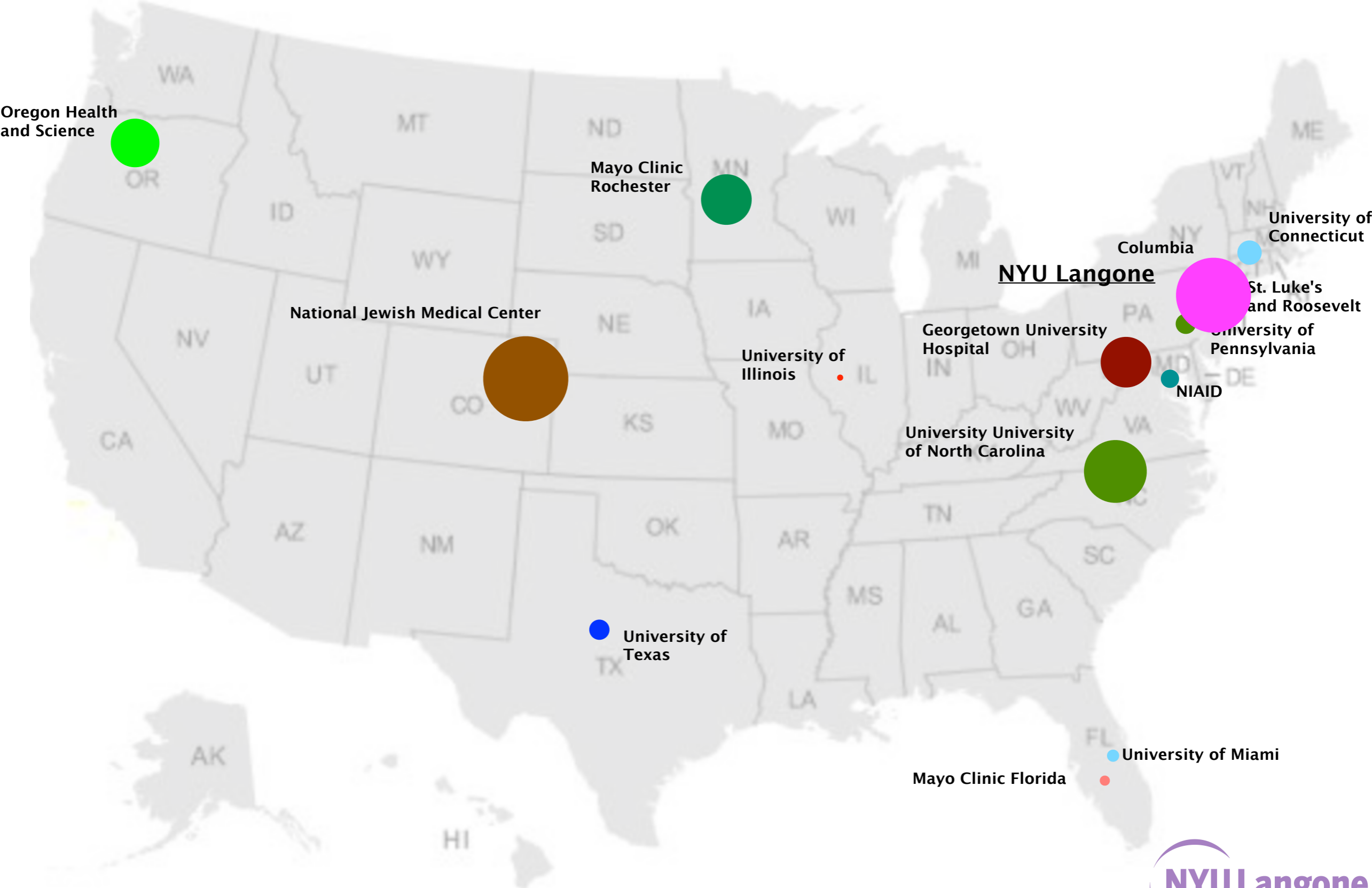
Exponential growth of enrollment



NYU Langone Lung & Airways Disease Registry



NYU Langone Lung & Airways Disease Registry



Accomplishments: Registry

Chronic Obstructive Pulmonary Diseases: Journal of the COPD Foundation



Original Research

The Clinical Features of Bronchiectasis Associated with Alpha-1 Antitrypsin Deficiency, Common Variable Immunodeficiency and Primary Ciliary Dyskinesia—Results from the U.S. Bronchiectasis Research Registry

Edward Eden, MBBS¹ Radmila Choate, MPH² Alan Barker, MD³ Doreen Addrizzo-Harris, MD⁴
Timothy R. Aksamit, MD⁵ Charles L. Daley, MD⁶ M. Leigh Anne Daniels, MD, MPH⁷ Angela DiMango, MD⁸
Kevin Fennelly, MD⁹ David E. Griffith, MD¹⁰ Margaret M. Johnson, MD¹¹ Michael R. Knowles, MD⁷
Mark L. Metersky, MD¹² Peadar G. Noone, MD⁷ Anne E. O'Donnell, MD¹³ Kenneth N. Olivier, MD, MPH⁹
Matthias A. Salathe, MD¹⁴ Andreas Schmid, MD¹⁵ Byron Thomashow, MD⁸ Gregory Tino, MD¹⁶
Gerard M. Turino, MD¹ Kevin L. Winthrop, MD, MPH^{3,17}

Chronic Obstr Pulm Dis. 2019 Apr 9;6(2):145-153

Accomplishments: Clinical Trials

A phase 3 randomized, double-blind, placebo-controlled study of liposomal amikacin for inhalation (Arikase®) in patients with resistant NTM lung disease

IINS-212: A Randomized, Open-Label, Multi-center Study of Liposomal Amikacin for Inhalation (LAI) in Adult patients with NTM Lung Infections caused by MAC that are Refractory to Treatment

INS-312: An Open-Label Safety Extension Study to a Multi-center Study of Liposomal Amikacin for Inhalation (LAI) in Adult Patients with NTM Lung Infections caused by MAC that are Refractory to Treatment

Now Closed



Accomplishments: Clinical Trials

ORIGINAL ARTICLE

Amikacin Liposome Inhalation Suspension for Treatment-Refractory Lung Disease Caused by *Mycobacterium avium* Complex (CONVERT) A Prospective, Open-Label, Randomized Study

David E. Griffith¹, Gina Eagle², Rachel Thomson³, Timothy R. Aksamit⁴, Naoki Hasegawa⁵, Kozo Morimoto⁶, Doreen J. Addrizzo-Harris⁷, Anne E. O'Donnell⁸, Theodore K. Marras⁹, Patrick A. Flume¹⁰, Michael R. Loebinger¹¹, Lucy Morgan¹², Luigi R. Codecasa¹³, Adam T. Hill¹⁴, Stephen J. Ruoss¹⁵, Jae-Joon Yim¹⁶, Felix C. Ringshausen¹⁷, Stephen K. Field¹⁸, Julie V. Phillely¹, Richard J. Wallace, Jr.¹, Jakko van Ingen¹⁹, Chris Coulter²⁰, James Nezamis², and Kevin L. Winthrop²¹; for the CONVERT Study Group*

¹The University of Texas Health Science Center at Tyler, Tyler, Texas; ²Insmmed Incorporated, Bridgewater, New Jersey; ³University of Queensland, Gallipoli Medical Research Institute, Brisbane, Queensland, Australia; ⁴Pulmonary Disease and Critical Care Medicine, Mayo Clinic, Rochester, Minnesota; ⁵Keio University Hospital, Tokyo, Japan; ⁶Fukujuji Hospital, Japan Anti-Tuberculosis Association, Tokyo, Japan; ⁷Division of Pulmonary, Critical Care and Sleep Medicine, New York University School of Medicine, New York, New York; ⁸Division of Pulmonary, Critical Care and Sleep Medicine, Georgetown University Hospital, Washington, District of Columbia; ⁹Department of Medicine, University of Toronto, and Toronto Western Hospital, University Health Network, Toronto, Ontario, Canada; ¹⁰Medical University of South Carolina, Charleston, South Carolina; ¹¹Host Defense Unit, Royal Brompton Hospital, and Imperial College, London, United Kingdom; ¹²Concord Clinical School, University of Sydney, Sydney, New South Wales, Australia; ¹³TB Reference Centre, Villa Marelli Institute/Niguarda Hospital, Milan, Italy; ¹⁴Department of Respiratory Medicine, Royal Infirmary of Edinburgh and Queen's Medical Research Institute, University of Edinburgh, Edinburgh, United Kingdom; ¹⁵Division of Pulmonary and Critical Care Medicine, Department of Medicine, Stanford University School of Medicine, Stanford, California; ¹⁶Division of Pulmonary and Critical Care Medicine, Department of Internal Medicine, Seoul National University College of Medicine, Seoul, South Korea; ¹⁷Department of Respiratory Medicine, Hannover Medical School, and German Center for Lung Research, Hannover, Germany; ¹⁸Cumming School of Medicine, University of Calgary, Calgary, Alberta, Canada; ¹⁹Department of Medical Microbiology, Radboud University Medical Center, Nijmegen, the Netherlands; ²⁰Queensland Mycobacterium Reference Laboratory, Pathology Queensland, Brisbane, Australia; and ²¹OHSU-PSU School of Public Health, Portland, Oregon

ORCID ID: 0000-0003-0686-171X (R.T.).

Am J Respir Crit Care Med Vol 198, Iss 12, pp 1559–1569, Dec 15, 2018

Clinical Trials

Randomized, Double-Blind, Placebo-Controlled, Parallel-Group, Multi-Center Study to Assess the Efficacy, Safety and Tolerability, and Pharmacokinetics of INS1007 Administered Once Daily for 24 Weeks in Subjects with Non-C Fibrosis Bronchiectasis)

Double-blind, placebo-controlled, multi-centre,

A PILOT STUDY TO EVALUATE THE USE OF THE VEST® SYSTEM FOR TREATMENT OF NON-CYSTIC FIBROSIS BRONCHIECTASIS PATIENTS IN THE HOME SETTING

Multi-center randomized pragmatic clinical trial comparing 2- versus 3-antibiotic therapy for pulmonary Mycobacterium avium complex disease

Open

NTM disease is associated with micro aspiration

Respiratory Medicine (2006) 100, 1663–1665



ELSEVIER

CASE REPORT

Non-tuberculous mycobacteria masquerading as aspiration pneumonia in patients with gastrointestinal problems

Alistair Colin Church^{a,*}, Simon Watkin^b

^aPapworth Hospital, Papworth Everard, Cambridge CB3 8RE, UK

^bRespiratory Department, Norfolk and Norwich University Hospital, Colney lane, Norwich NR4 7UY, UK

Received 28 November 2005; accepted 31 December 2005

respiratoryMEDICINE

Original Research

MYCOBACTERIAL DISEASE

Prevalence of Gastroesophageal Reflux Disease in Patients With Nontuberculous Mycobacterial Lung Disease*

Won-Jung Koh, MD; Jun Haeng Lee, MD; Yong Soo Kwon, MD; Kyung Soo Lee, MD; Gee Young Suh, MD; Man Pyo Chung, MD; Hojoong Kim, MD, FCCP; and O. Jung Kwon, MD



CHEST

Original Research

RESPIRATORY INFECTIONS

Gastroesophageal Reflux Disease, Acid Suppression, and *Mycobacterium avium* Complex Pulmonary Disease*

Rachel M. Thomson, MBBS; John G. Armstrong, MBBS, PhD; and David F. Looke, MBBS

Microaspiration

Pharyngeal Aspiration in Normal Adults and Patients with Depressed Consciousness

ELIOT J. HUXLEY, M.D.*
JOSE VIROSLAV, M.D.
WILLIAM R. GRAY, M.D.
ALAN K. PIERCE, M.D.
Dallas, Texas

From the Pauline and Adolph Weinberger Laboratory for Cardiopulmonary Research, Department of Internal Medicine, and the Department of Nuclear Medicine, University of Texas Health Science Center at Dallas, and the Department of Internal Medicine, St. Paul Hospital, Dallas, Texas. This study was supported by grants from the St Paul Hospital Foundation, Inc., and U.S. Public Health Service Grant 1-MO1-RR00633. Requests for reprints should be addressed to Dr. Alan K. Pierce, 5323 Harry Hines Boulevard H8 122, Dallas, Texas 75235. Manuscript accepted August 9, 1977.

* Fellow of the American Lung Association

Present address: Mt. Sinai Professional Building, 1218 West Kilbourn Avenue, Suite 207, Milwaukee, Wisconsin 53233

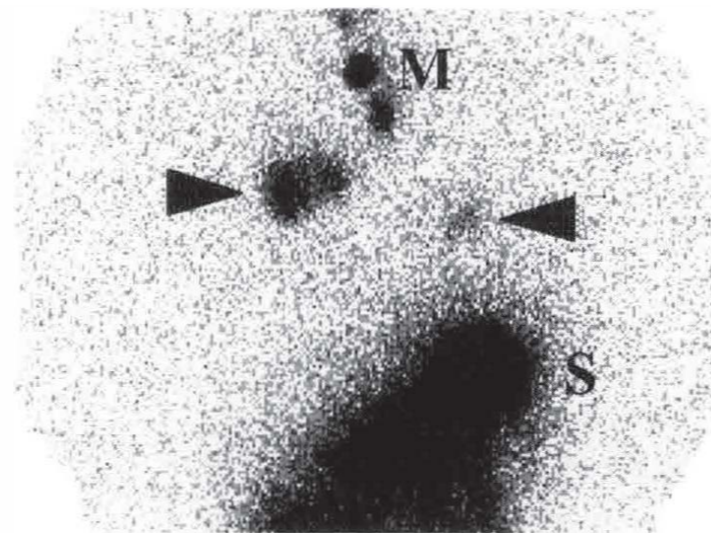
Quantitative Aspiration During Sleep in Normal Subjects*

evin Gleeson, MD; Douglas J. Eggli, MD; and Steven L. Maxwell, DO, CCP

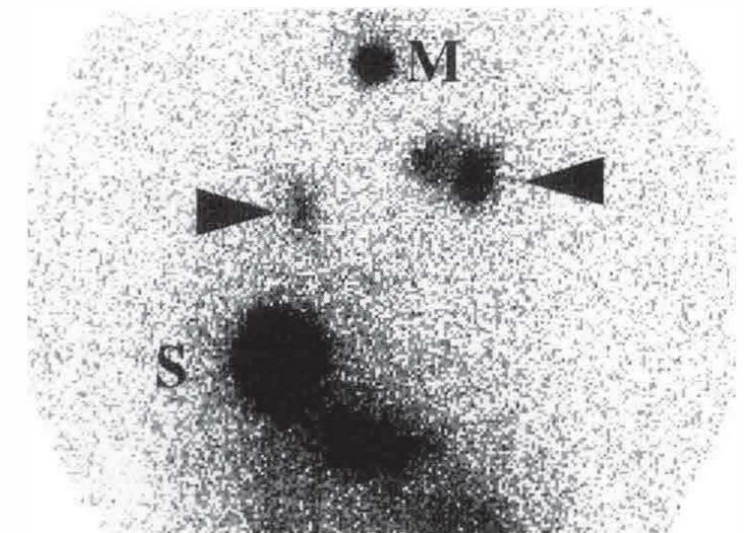
Gleeson et al. Chest 1997

564 April 1978 The American Journal of Medicine Volume 64

Radioactive ^{99m}Tc tracer



Anterior



Posterior

Swallow and NTM


“Role of aerodigestive dysmotility on airway dysbiosis in NTM disease”

- **Subjects with Bronchiectasis undergoing swallow or upper GI evaluation**
- **Swallow studies standardized to determine role of micro aspiration and GI motility**
- **Paired evaluation of airway microbiota**

**Ashwin
Basavaraj, MD**



**David
Kamelhar, MD**



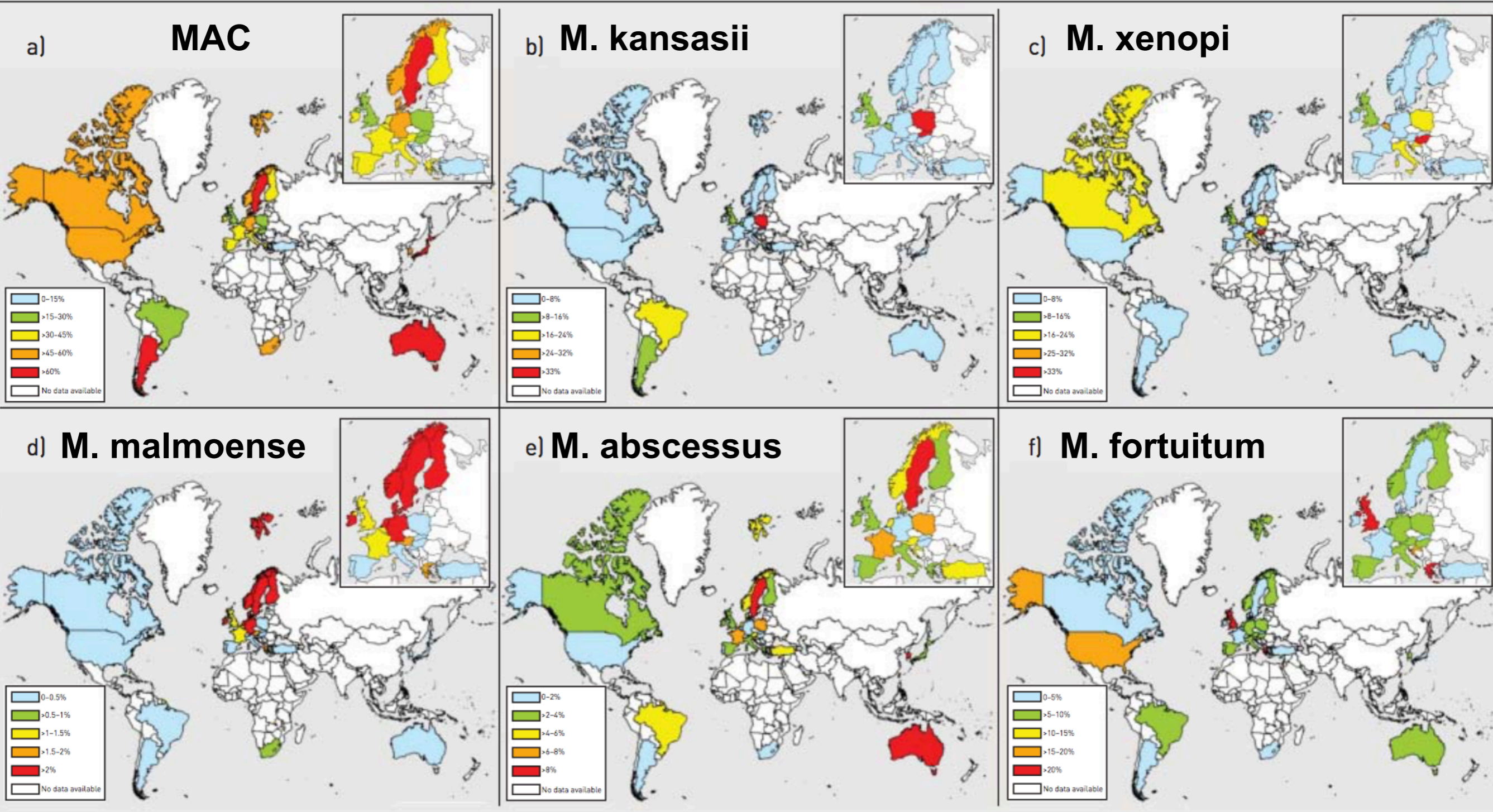
**Matina
Balou, PhD**



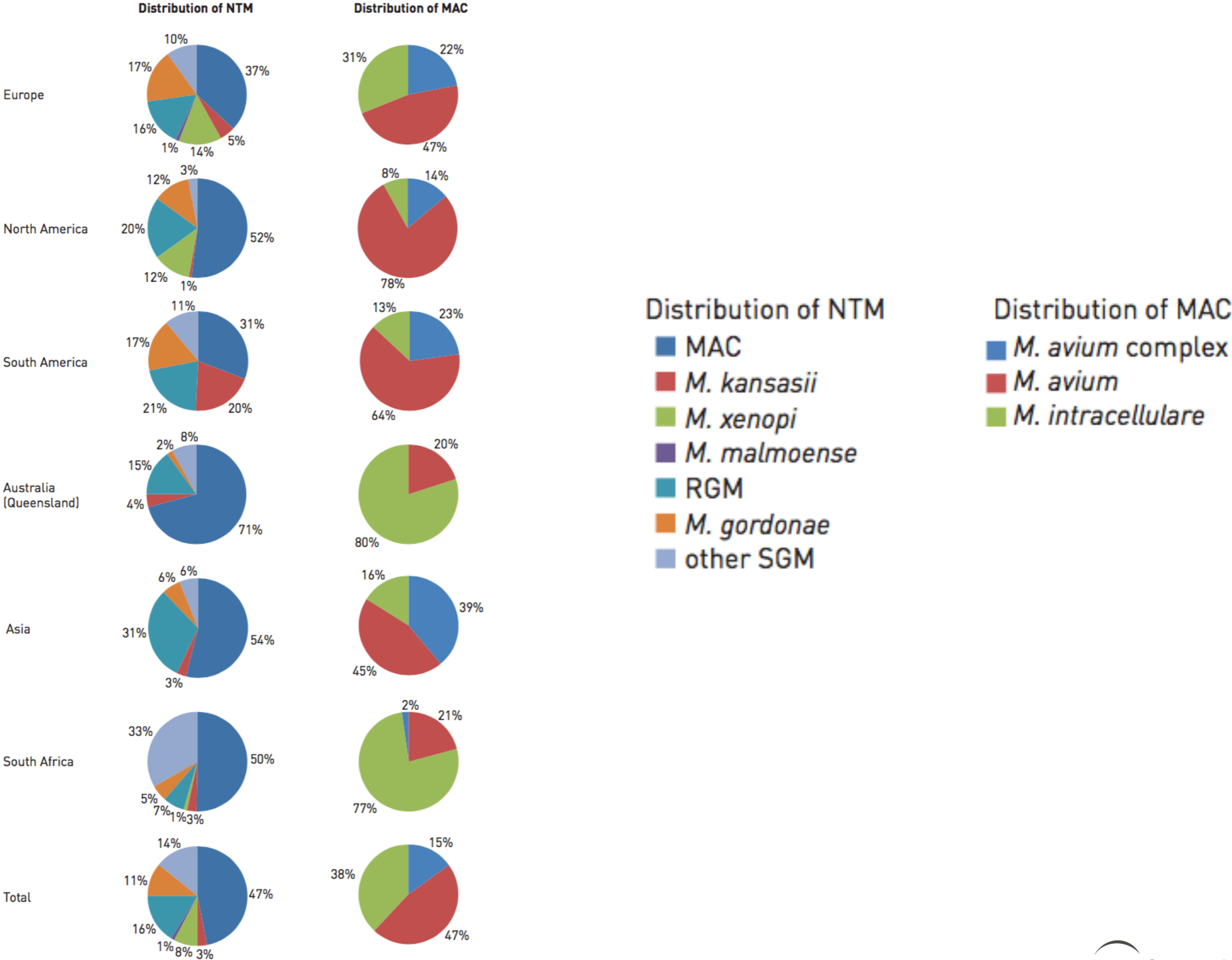
**Abraham
Khan, MD**



NTM bronchiectasis: Increasing problem Worldwide



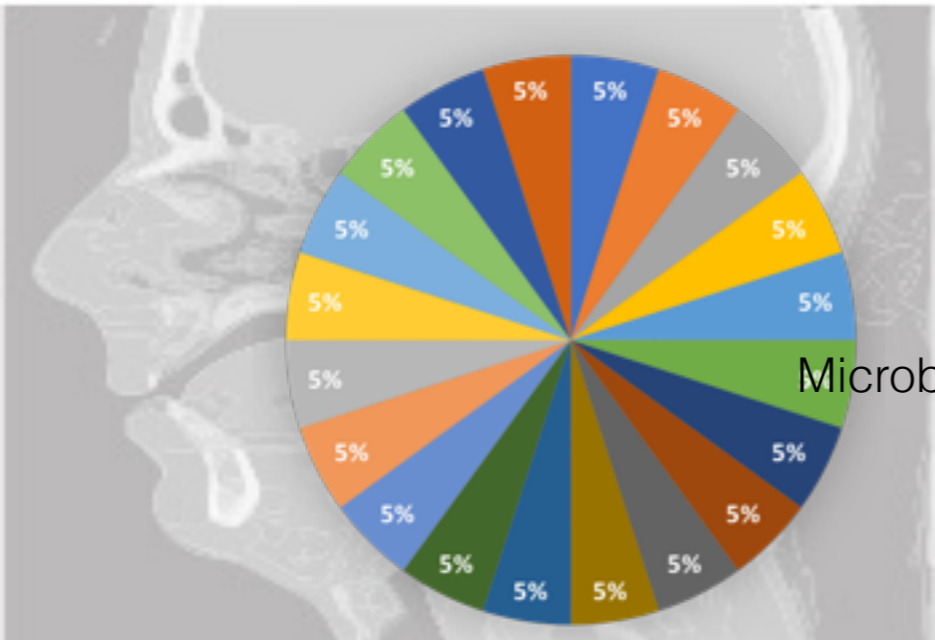
NTM bronchiectasis: Increasing problem Worldwide




The lower airways are like bars



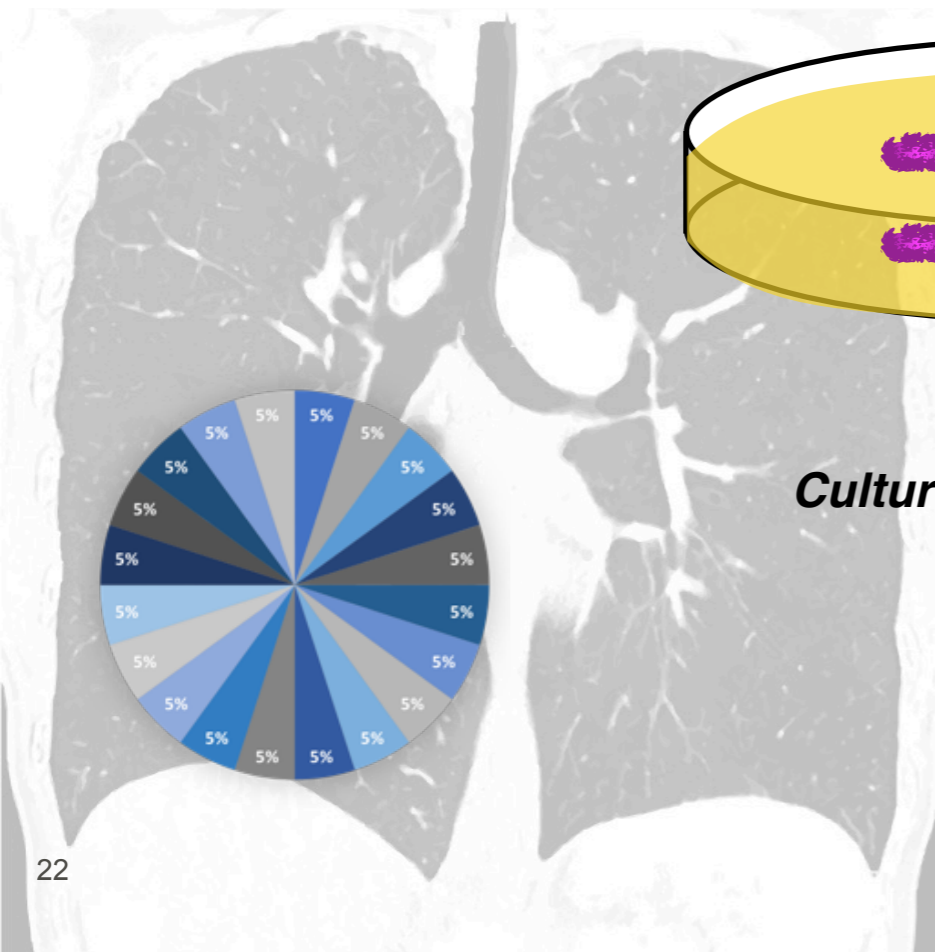
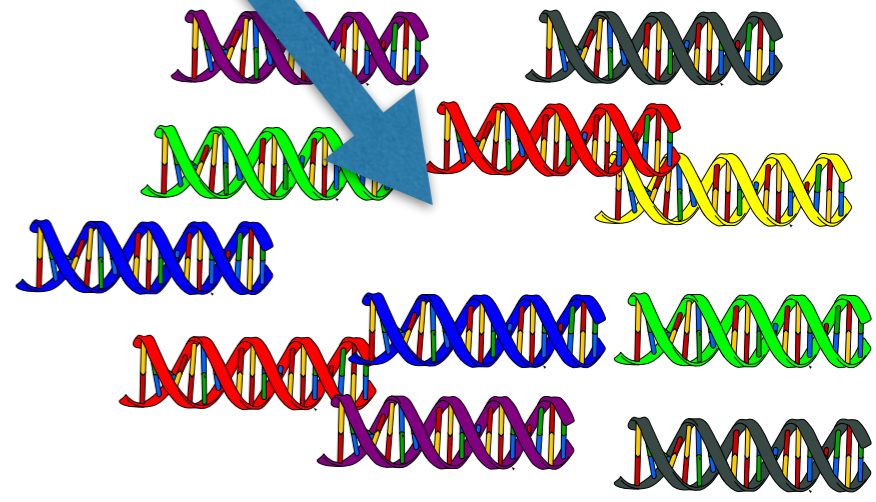
Microbiome: comprehensive characterization of the microbial communities



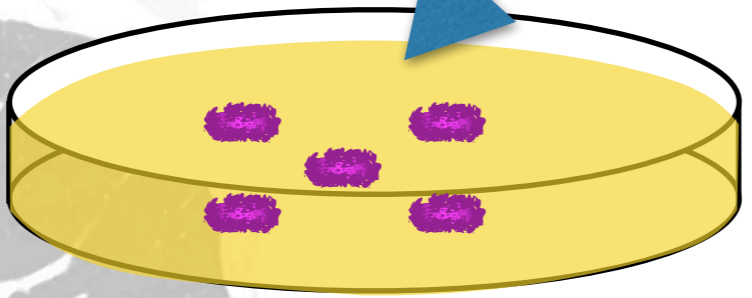
Microbe Isolation



Microbial Product Identification



Culture Dependent



Culture Independent



**Cough and
Sputum Production**

Diagnosis

- 1) *NTM identification?*
- 2) *Non-NTM pathogens?*
- 3) *Patient susceptibility?*

Accomplishments: Translational Research

> 300 subjects with non invasive airway sampling

> 100 subjects with invasive airway sampling

Accomplishments: Translational Research





ORIGINAL ARTICLE
LUNG INFECTION



CrossMark

Evaluation of the airway microbiome in nontuberculous mycobacteria disease

Imran Sulaiman ¹, Benjamin G. Wu¹, Yonghua Li¹, Adrienne S. Scott¹, Patrick Malecha¹, Benjamin Scaglione¹, Jing Wang ¹, Ashwin Basavaraj¹, Samuel Chung¹, Katrina Bantis¹, Joseph Carpenito¹, Jose C. Clemente^{3,4}, Nan Shen³, Jamie Bessich¹, Samaan Rafeq¹, Gaetene Michaud¹, Jessica Donington¹, Charissa Naidoo⁵, Grant Theron⁵, Gail Schattner¹, Suzette Garofano¹, Rany Condos¹, David Kamelhar¹, Doreen Addrizzo-Harris¹ and Leopoldo N. Segal^{1,2}

Eur Respir J. 2018 Oct 25;52(4)

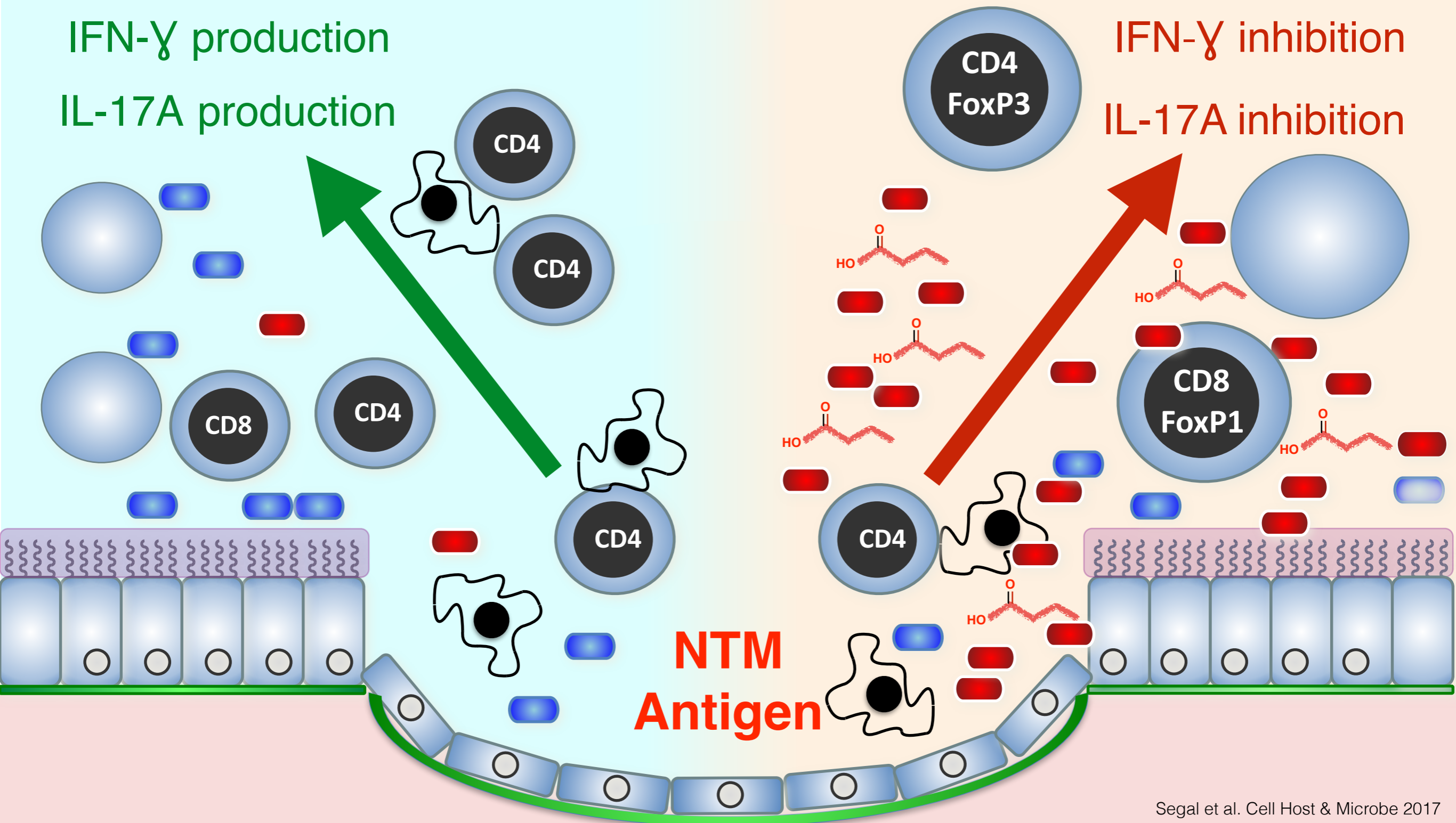
Pathogen Control

Pathogen Susceptibility

Increasing Anaerobes/SCFA

IFN- γ production
IL-17A production

IFN- γ inhibition
IL-17A inhibition



The lower airways are like bars



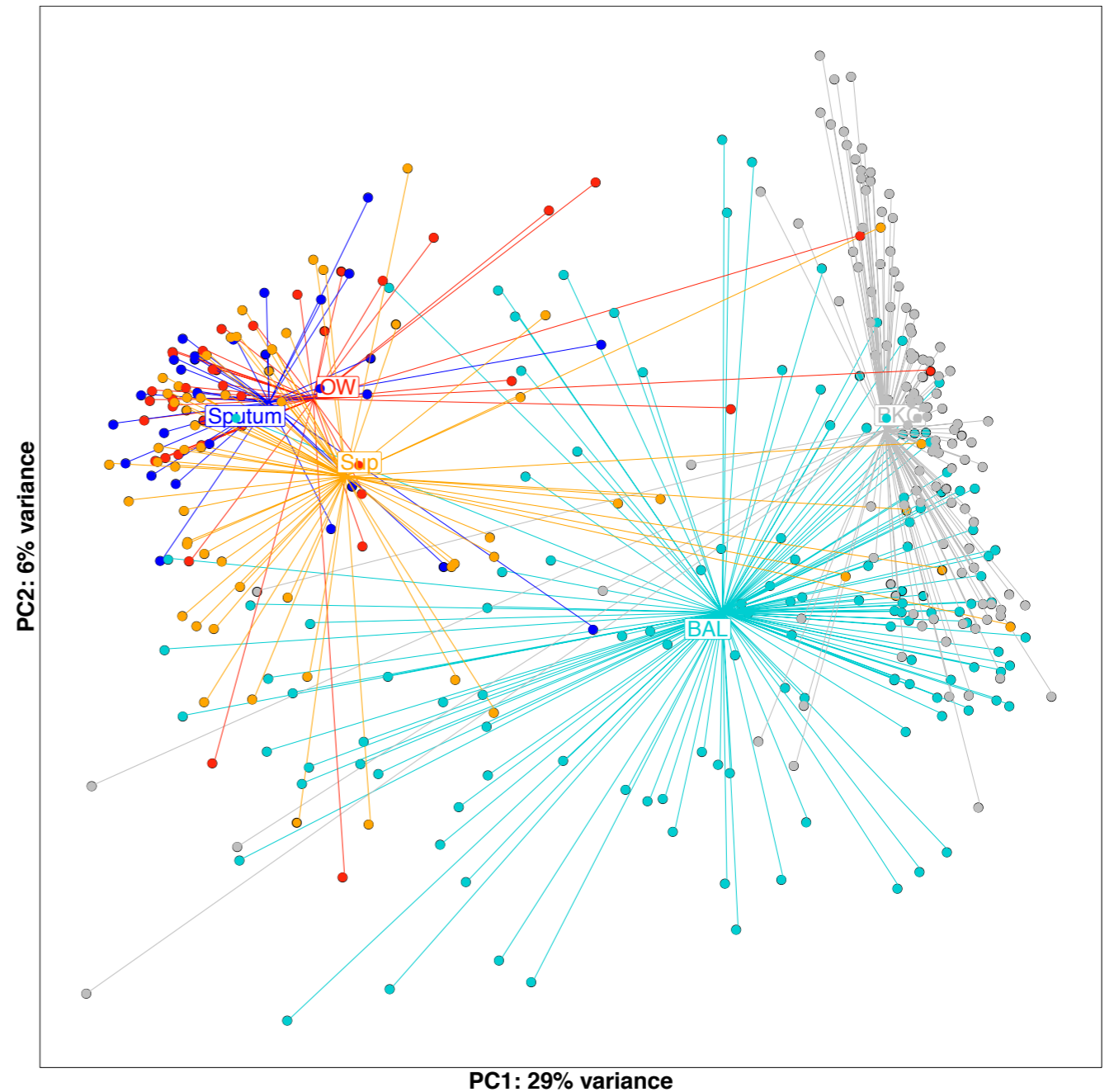
Hypothesis

- *Bronchiectasis is a heterogenous disease*
- *We hypothesize that in NTM related bronchiectasis lower airway dysbiosis affects host immune phenotype and susceptibility to pathogens*

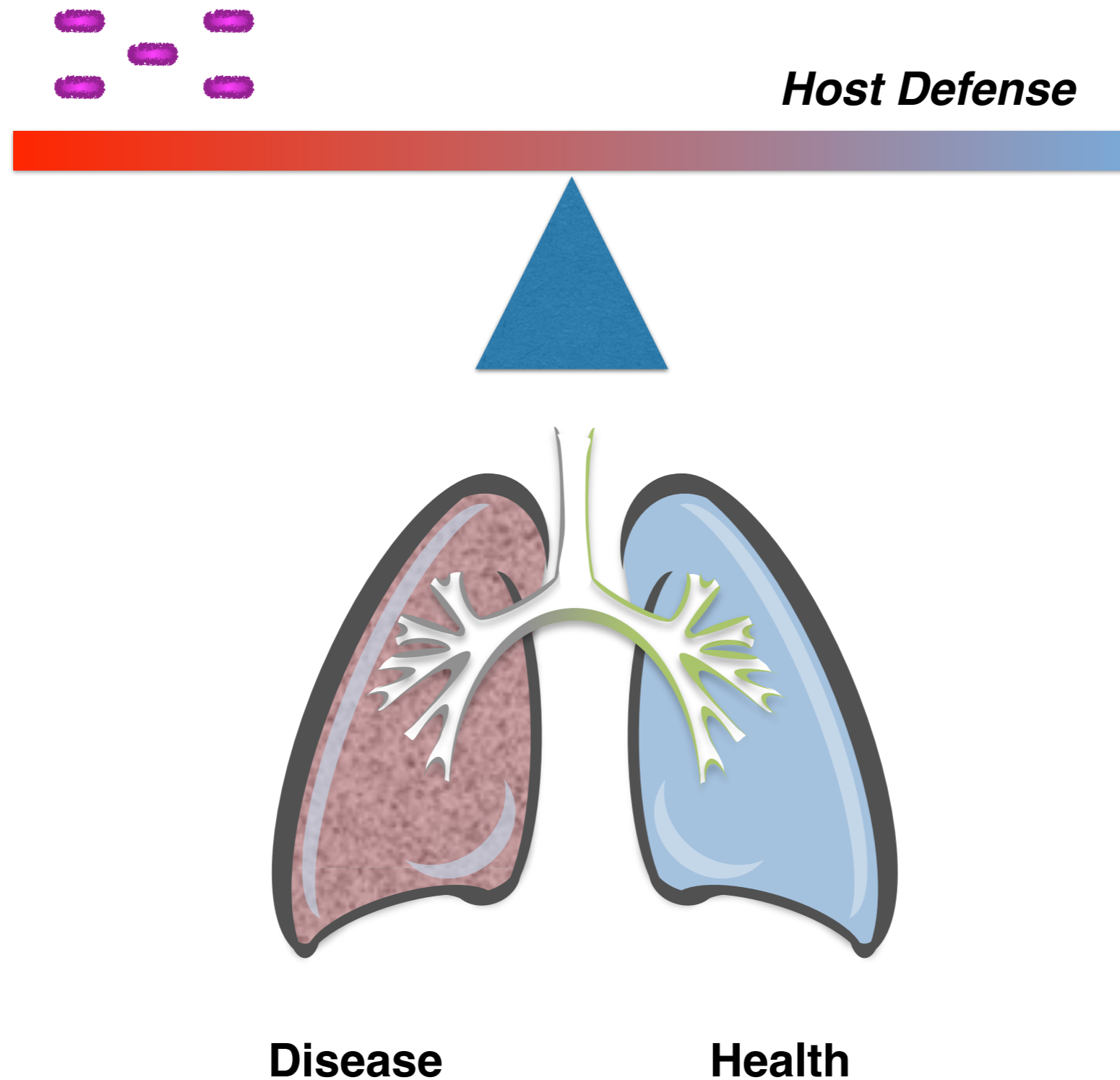
Growing cohort of patients with bronchiectasis with lower airway samples

Bronchiectasis Cohort

n	89
Age	67[57-73]
Gender	70(78%)
Spirometry	
FVC (% Predicted)	94[85-104]
FEV1 (% Predicted)	88[77-100]
FEV1/FVC	76[70-81]
Culture	
<i>Non-Tuberculous Mycobacterium</i>	22 (24%)
NTM + second pathogen	14(15%)
<i>Haemophilus</i>	6(6%)
<i>Pseudomonas</i>	5(5%)
Candida	4(4%)
Aspergillus	3(3%)
<i>Streptococcus</i>	3(3%)
Negative	28(31%)
Other	4(4%)




Evaluation of the Airway Microbiome In NTM

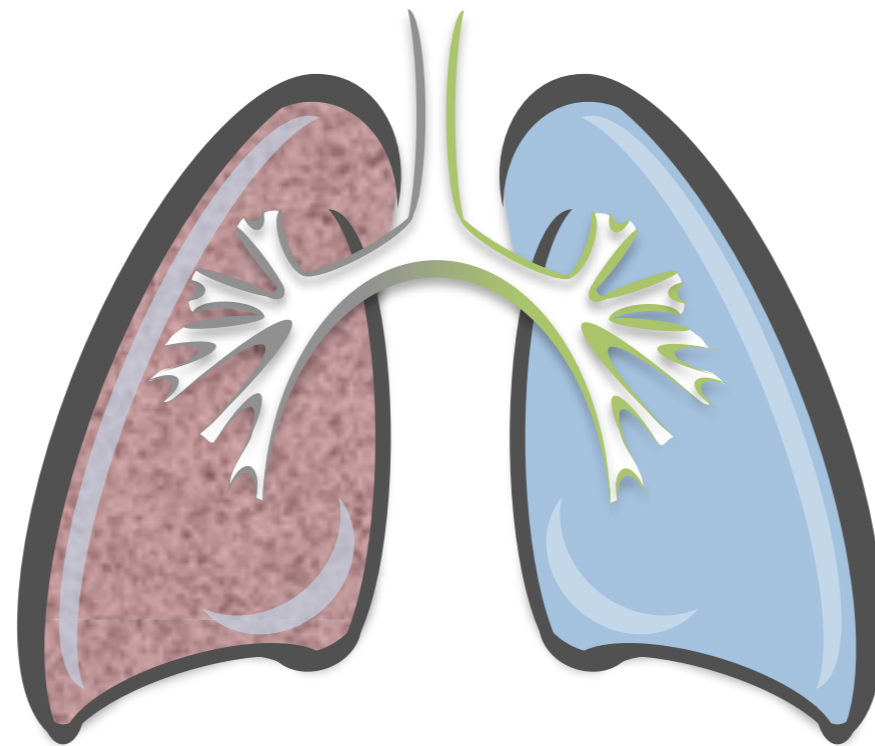


Microbial environment:
e.g. Biofilm

Host Defense



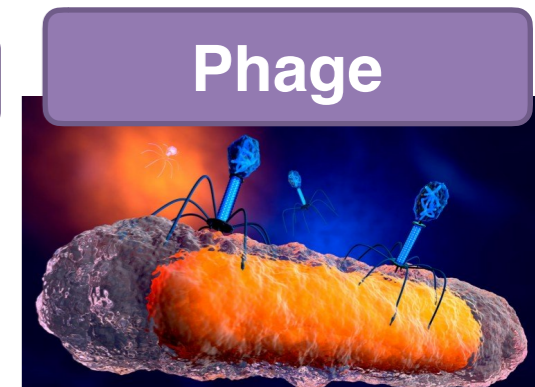

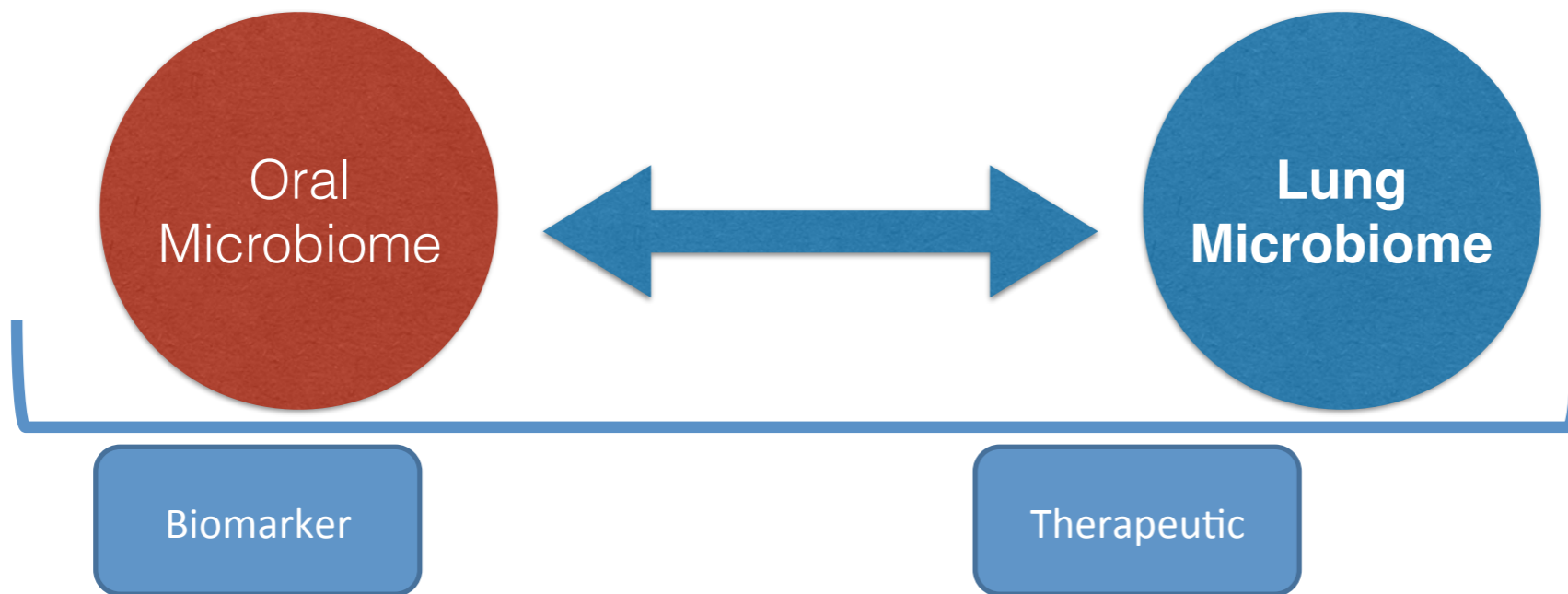
Microbial Dynamics:
• GERD
• Impaired clearance



Disease

Health

A new challenge for Koch Postulate



Be involved!! Ask us about research opportunities

NYU Langone NTM/Bronchiectasis Program

Funding Support:

NIH/NIAID

Chest Foundation



We would like to acknowledge the generous support of donors to the NYU Langone NTM/bronchiectasis program:

NTM Info & Research

Helaine Lerner

The Chelnik family in honor of Harriette and Martin Chelnik

Beatrice Ifshin

Barbara Goldstein Amster

Wandler Family

Karen Elliott House

Leeam Lowin

Sandra Pearl

Lonuzzi Family

Alan Manheimer

Arthur Press

Anonymous

For more information about the program or opportunities for involvement, please contact Yodalís Moran (yodalis.Moran@nyulangone.org) or call 212-404-3538.